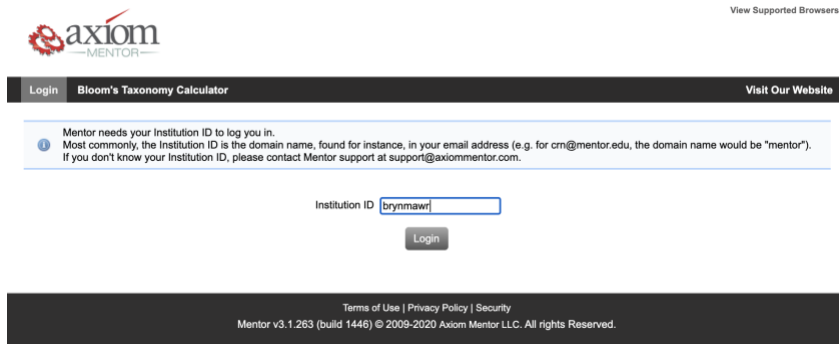


If you do not have a Bryn Mawr email address, see Option 2 below.

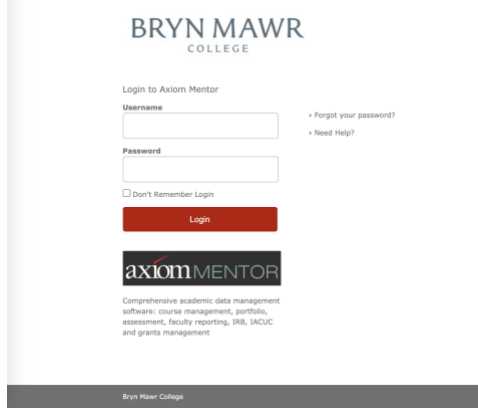
Option 1: Using a Bryn Mawr email address

Go to IRB Mentor log in page: <https://shib.axiommentor.com/pages/irb/info.cfm>

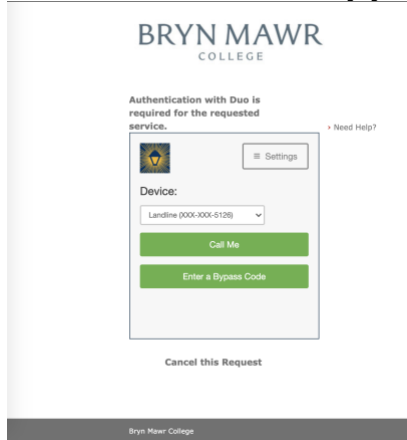
In the Institution ID box, type (all one word): brynmawr



That will take you to the Bryn Mawr College log in page. For the Username, enter the first part of your Bryn Mawr email address.



You will be asked to certify your login with dual authentication.



Option 2: Using a non-Bryn Mawr email address

If you do not have an email address ending in brynmawr.edu, you will need a Form Code to log in to IRB Mentor. Email irb@brynmawr.edu and request a Form Code.

The Form Code will be emailed to you with a link where you can create a User Account. Supply the requested information.

Request Mentor User Account

* Form Code

* First Name

* Last Name


* Email Address

* Phone Number

* Institution Name

* User Type


* Please Enter Text from the image



If you already have a Mentor account please click [here](#) to login.

After you hit Submit, you will see a confirmation message.


Request Mentor User Account


 Thank you for requesting an account. You will receive an email within a few minutes. Please click the link in that email to set your Mentor password.

You will receive an email containing a link where you must set a password. The link will only be good for 24 hours. Create a password, and upload your human subjects training certification.

[Login](#) [Portfolios](#) [Public Files](#) [Bloom's Taxonomy Calculator](#) [Visit Our Website](#)

Enter your new password

 After you create your password for the Mentor system, the administrator will be notified and will review your account information. The administrator will then enable your account and send you an email with instructions for submitting your protocol.

 Your password should be at least 8 characters long

Password *

Confirm Password *

IRB Human Subjects Training Certification - Required

Date of Completion * Acceptable Formats

No file chosen

You will see a confirmation page.

Your Password Was Set

The administrator was notified and will review your account information. The administrator will then enable your account and send you an email with instructions for submitting your protocol.

When the IRB administrator has approved your profile in IRB Mentor, you will receive an email containing your username and a link where you can access the system. The link will only be good for 24 hours. Log in to IRB Mentor.

Institution ID

Remember my Institution ID

User

Password

[Forgot Password](#)



For additional instructions, see the [Info Page](#) and the [Documentation](#) page.

- IRB**
- Info Page**
- Documentation**
- My Protocols**
- CITI Certification**
- Meetings**